

Service Manual

PLAIN PAPER FACSIMILE



KX-FP245, KX-FP250, KX-FP270
KX-FM260, KX-FM280
KX-FP250C, KX-FP270C
KX-FM280C

Please file and use this supplement manual together with the original and simplified service manuals for the following models.

Model	Order No.	Supplement No.	Country	Issued printed matter of supplement No.
KX-FP245	KM79805206A1	2	U.S.A.	1
KX-FP250	KM79803200C1	2		1
KX-FP270	KM79806211C1	2		1
KX-FM260	KM79805207C1	3		1~2
KX-FM280	KM79807219C1	2		1
KX-FP250C	KM79805211A1	2	CANADA	1
KX-FP270C	KM79807221A1	2		1
KX-FM280C	KM79808225A1	2		1





WARNING

This service information is designed for experienced repair technicians only and is not designed for use by the general public. It does not contain warnings or cautions to advise non-technical individuals of potential dangers in attempting to service a product. Products powered by electricity should be serviced or repaired only by experienced professional technicians. Any attempt to service or repair the product or products dealt with in this service information by anyone else could result in serious injury or death.

1 REPLACEMENT PARTS LIST(S)

1.1. REFERENCE CHART

Reason for Change	
*The following items (1-8) indicate the reason for change. See the “Notes” column for each part in ORIGINAL AND NEW PARTS COMPARISON LIST(S) .	
1. Improve performance	Remarks: *a: For Prevention of static electricity.
2. Change of material or dimension	
3. To meet approved specification	
4. Standardization	
5. Addition	
6. Deletion	
7. Correction	
8. Other	

Interchangeability Code		
**The following items (V-Z) indicate the interchangeability. See the “Notes” column for each part in ORIGINAL AND NEW PARTS COMPARISON LIST(S) .		
Parts	Set Production	
V Original New	 Early (before change) Late (after change)	Original or new parts may be used in early or late production set. Use original parts until exhausted, then stock new parts.
W Original New	 Early (before change) Late (after change)	Original parts may be used in early production sets only. New parts may be used in early or late production sets. Use original parts where possible, then stock new parts.
X Original New	 Early (before change) Late (after change)	New parts only may be used in early or late production sets. Stock new parts.
Y Original New	 Early (before change) Late (after change)	Original parts may be used in early production sets only. New parts may be used in late production sets only. Stock both original and new parts.
Z Other		

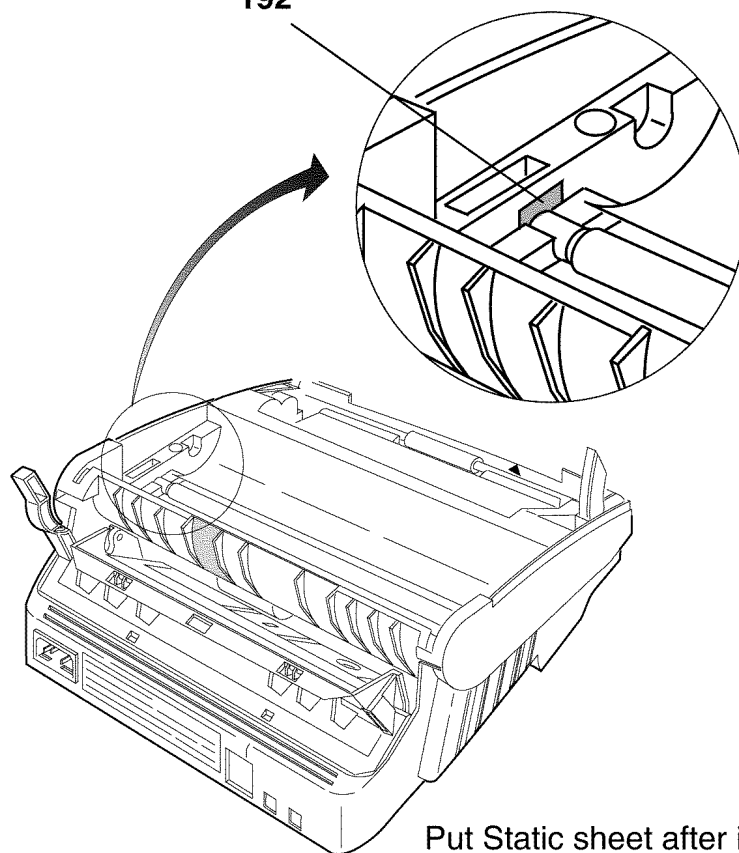
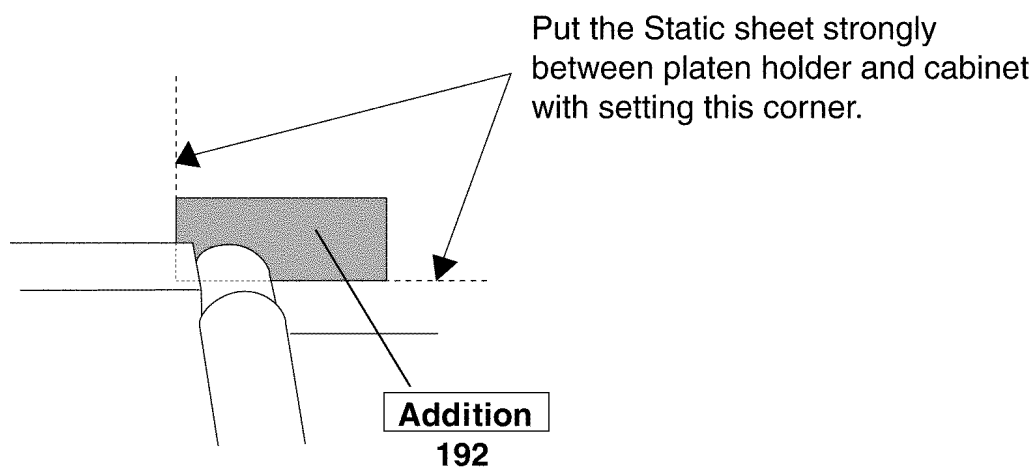
Note:

Alphabets in the “Remarks” column in the following lists correspond to the alphabets in the “Remarks” in **REFERENCE CHART**.

1.2. ORIGINAL AND NEW PARTS COMPARISON LIST(S)

Ref No.	Part No.		Part Name & Descriptions	Pcs	Remarks	Notes		Time of change (Suffix)
	Original Part No.	New Part No.						
CABINET AND ELECTRICAL PARTS								
146	PFUS1122Z	PFUS1122Y	SPRING, EARTH	1	*a	1	V	
192	-----	PFHX1267Z	STATIC SHEET, See Fig.1	1	*a	5		
POWER SUPPLY BOARD PARTS								
PC101	0N3131S	0N3131SKU	PHOTO ELECTRIC TRANSDUCER	1		7		

2 MECHANICAL SECTION



Put Static sheet after installing
PLATEN ROLLER (Ref No.133 PFDN1010)
and EARTH SPRING (Ref No.146 PFUS1122).

N.T.
KXFP245, KXFP250
KXFP270, KXFM260
KXFM280, KXFP250C
KXFP270C, KXFM280C